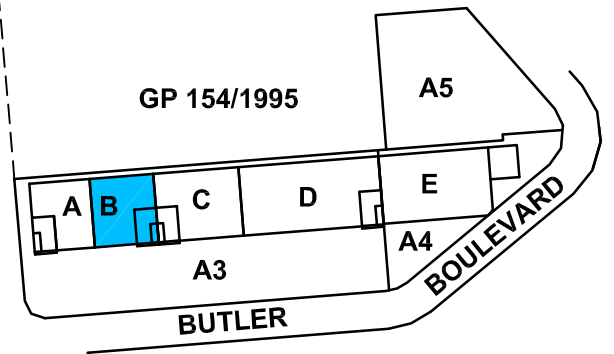


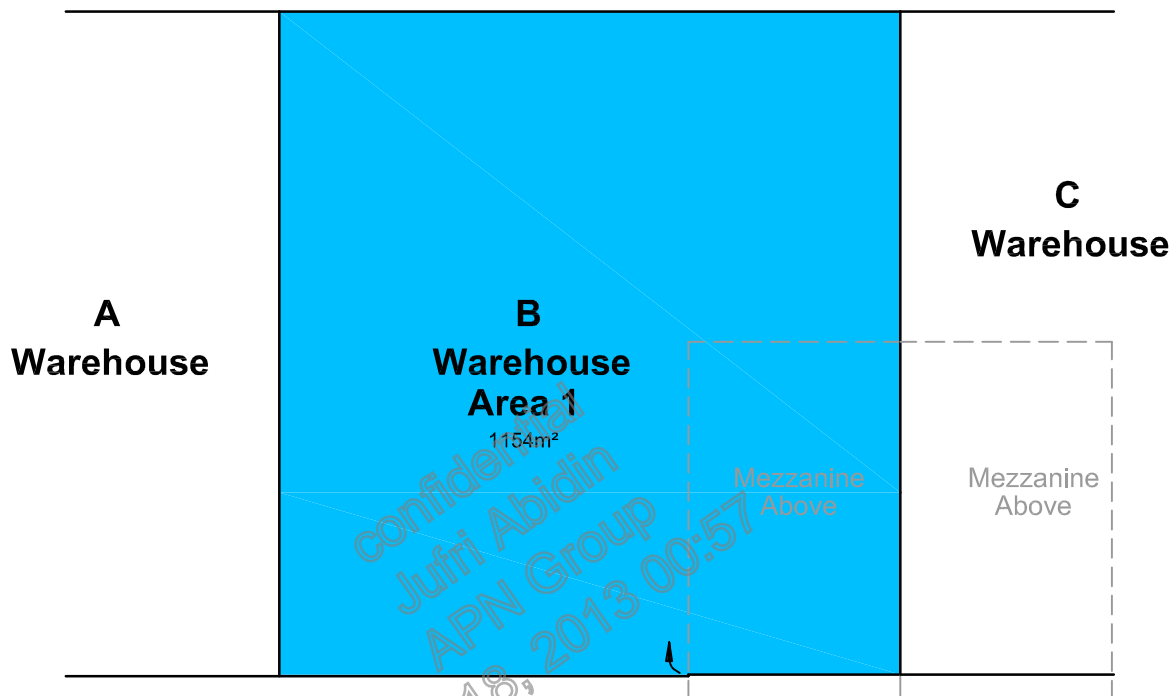
PCA MEASUREMENT PLAN
ADELAIDE AIRPORT
BURBRIDGE BUSINESS PARK
WAREHOUSE B

SIR DONALD BRADMAN DRIVE



LOCALITY PLAN
NOT TO SCALE

X1 ←



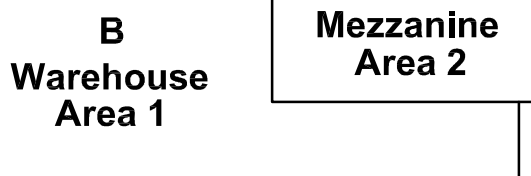
GROUND LEVEL

PCA Schedule of Area at Ground Floor Level

AREA 1	1154m ²
Total Area at ground floor level	1154m ²

PCA Schedule of Area at Mezzanine Level

AREA 2	211m ²
Total Area at Mezzanine level	211m ²
Total Area of both floor levels	1365m ²



CROSS SECTION X1 - X1
NOT TO SCALE

B Warehouse Area 1

Mezzanine Area 2
211m²


MEZZANINE LEVEL

Alexander & Symonds Pty Ltd
1st Floor, 11 King William Street
Kent Town, South Australia 5067
PO Box 1000
Kent Town, SA 5071
DX 209
ABN 93 007 753 988

Property, Engineering,
Topographic, Mining and
GPS Surveying,
Spatial Information
Management.

www.alexander.com.au
adelaide@alexander.com.au

SURVEYING CONSULTANTS



Alexander Symonds

Telephone (08) 8130 1666
Facsimile (08) 8362 0099

Property Council of Australia (PCA) Notes:

- AREAS AND TENANCY BOUNDARIES HAVE BEEN DEDUCED IN ACCORDANCE WITH, AND UNDER INTERPRETATION OF THE 'PROPERTY COUNCIL OF AUSTRALIA' METHOD OF MEASUREMENT, REVISED EDITION MARCH 1997 PART 2 GROSS LETTABLE AREA (G.L.A)

0 4 8 12 16 20

SCALE 1:400 METRES
AT ORIGINAL SHEET SIZE A3

LICENSED SURVEYOR

REFERENCE A060003.10

DWG No A060003PCA_LEASE

WAREHOUSE B

KJH/MS 10.5.2007